



INSIGHT
INTO DIVERSITY®

Your University
HEED Award Comparison Report

2023/2024

2023-2024 *INSIGHT* INTO DIVERSITY

HEED AWARD INSTITUTIONS COMPARISON REPORT

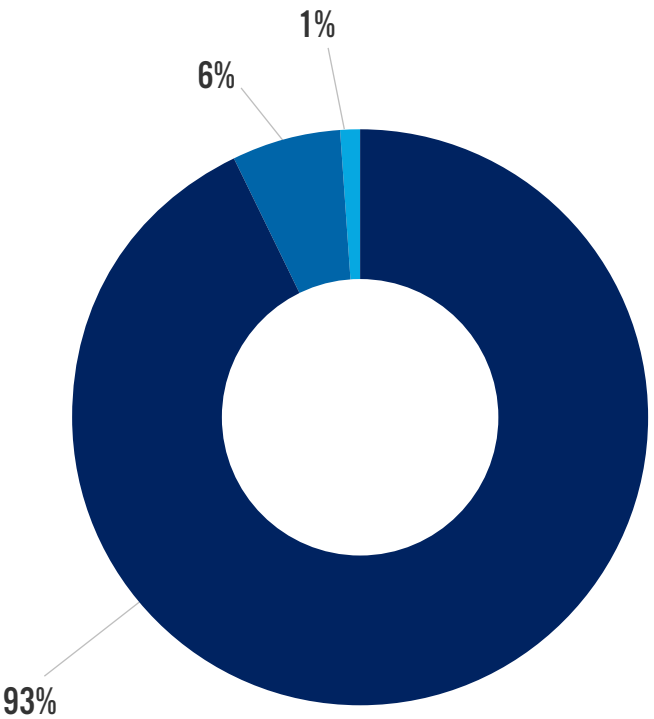
4	INTRODUCTION	33	LEADERSHIP SUPPORT AND DEI ACCOUNTABILITY Role the President/Chancellor Plays in Campus DEI Strategies and Policies Strategies in Place to Ensure DEI Planning and Accountability Activation of Diversity Plan Diversity-Focused Financial Strategies
5	THE 2023 HEED AWARD RECIPIENTS		
6	HEED INSTITUTION CHARACTERISTICS Type of Institution Public vs. Private Institutional Designations	38	INSTITUTIONAL BRANDING/COMMUNICATION Multicultural Branding and Communication Techniques Diversity-Related Offices on Campus Diversity-Related Information on Website
10	STUDENT DEMOGRAPHICS Full-Time Student Enrollment Gender of Full-Time Students Race/Ethnicity of Full-Time Students	42	SUPPLIER DIVERSITY Supplier Diversity Office Efforts
14	FACULTY AND STAFF DEMOGRAPHICS Gender of Administrative Leadership Race/Ethnicity of Administrative Leadership Gender of Full-Time Tenured and Tenure-Track Faculty Race/Ethnicity of Full-Time Tenured and Tenure-Track Faculty Gender of Full-Time Non-Tenure-Track Faculty Race/Ethnicity of Full-Time Non-Tenure-Track Faculty Staff Reflection of the Diversity of the Students and Employees They Serve	44	SENIOR DIVERSITY OFFICER ROLE Chief Diversity Officer's Role Situated for Success Addressing Racism and Hate Crimes Strategies for Helping Students Develop Cultural Competence Affinity or Employee Resource Groups for Faculty Affinity or Employee Resource Groups for Staff Tactics Used to Understand Issues of Campus Climate, Inclusion, and Satisfaction DEI Best Practices Accommodations for Students with Disabilities Diversity Training Programs Offered Unconscious Bias Training Offered Goals for the 2023-2024 Academic Year
23	STUDENT RECRUITMENT AND RETENTION Admissions Scale Selectivity 2022 Baccalaureate-Granting Institution Six-Year Graduation Rates for Full-Time Undergraduate Students 2017 Baccalaureate-Granting Institution Six-Year Graduation Rates for Full-Time Undergraduate Students Efforts to Recruit Historically Underrepresented and First-Generation Students Efforts to Improve Retention and Graduation Rates for Historically Underrepresented Students and First- Generation Students	58	ABOUT <i>INSIGHT</i> INTO DIVERSITY
29	FACULTY AND STAFF RECRUITMENT AND RETENTION Strategies Used to Recruit and Retain Diverse Faculty and Staff Search Committees Recognizing Research, Scholarship, and Service		




HEED INSTITUTION CHARACTERISTICS



TYPE OF INSTITUTION

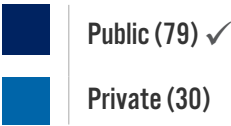
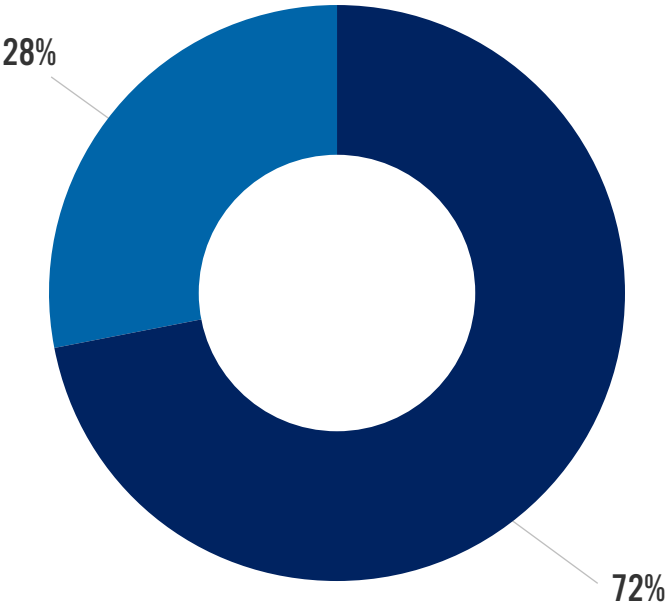
HEED Award Recipients



-  Baccalaureate-granting Schools (101) ✓
-  Community Colleges (7)
-  Law Schools (1)

✓ Indicates the category for Your University

PUBLIC VS. PRIVATE HEED Award Recipients



INSTITUTIONAL DESIGNATIONS

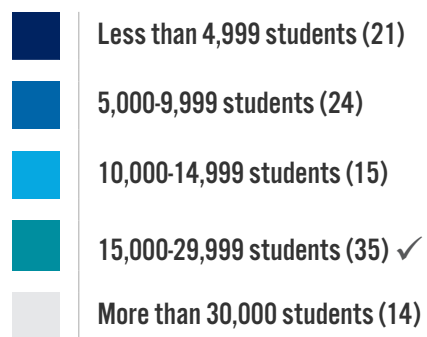
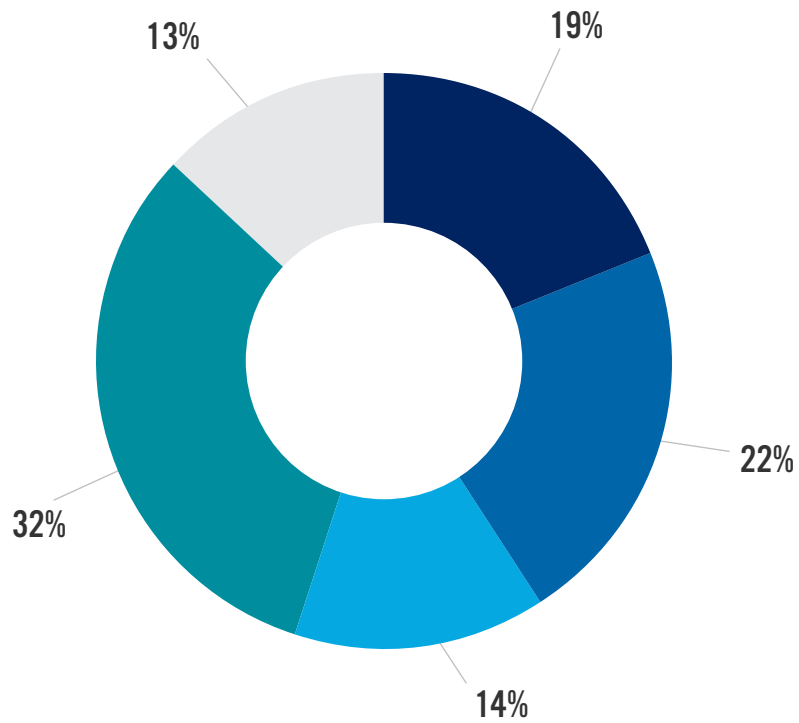
	Your University	HEED Winners
Asian American and Native American Pacific Islander-Serving Institutions (AANAPISI)		11%
Faith-based		5%
Hispanic-Serving Institutions (HSI)		16%
Minority Serving Institutions (MSI)		17%
Predominantly White Institution (PWI)	✓	56%
Land-grant	✓	17%

STUDENT DEMOGRAPHICS



FULL-TIME STUDENTS

Total Enrollment



FULL-TIME STUDENTS

Gender

	Your University	HEED Winners
Men	52%	43.6%
Women	48%	55.9%
Non-binary	0%	0.3%
Other	0%	0.2%

FULL-TIME STUDENTS

Race/Ethnicity

	Your University	HEED Winners
White	73.10%	51.1%
African American/Black	5.30%	9.9%
Hispanic/Latino	7.30%	16.4%
Asian American	2.70%	9.4%
Native American/Alaska Native	0.20%	0.4%
Native Hawaiian/Pacific Islander	0.10%	0.2%
Multiracial	3.70%	4.4%
International	6.00%	6.2%
Unknown/other	1.60%	2.2%